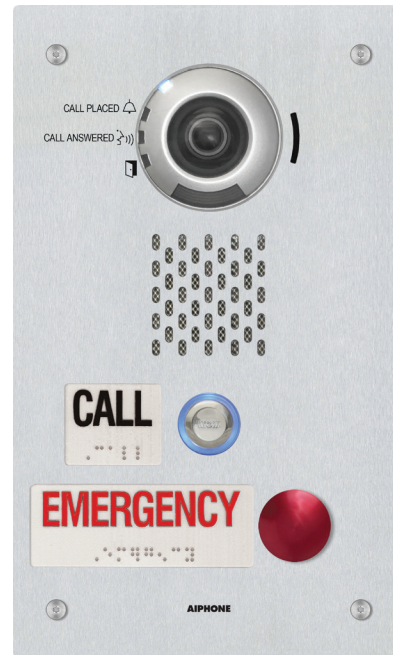
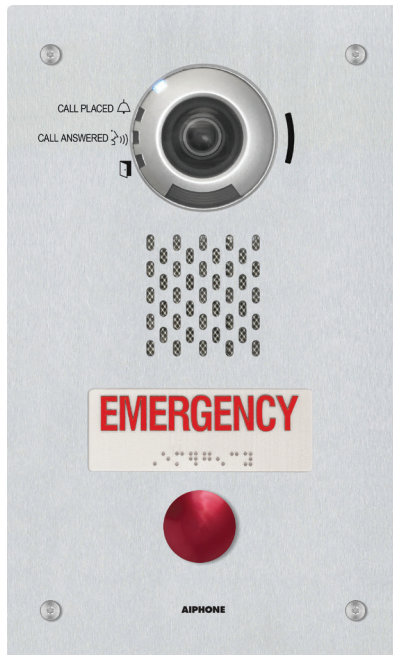


IX-DVF-RA/2RA IP Emergency Video Stations for the IX Series



DESCRIPTION

The IX-DVF-RA and IX-DVF-2RA are flush mount, IP video call stations. The IX-DVF-RA has a single emergency call button and a placard with raised lettering and braille signage. The IX-DVF-2RA has an emergency button and standard call button with a call and emergency placard with raised lettering and Braille signage. Both stations include call status indicators to meet ADA rescue assistance requirements. The emergency button can be programmed to call up to 20 different stations. The call button can call up to 20 different stations. Both stations are weather resistant (IP65) and connect to a network using Cat-5e/6 cable. The stations are SIP compliant and equipped with a 1.23 megapixel fixed color camera. The camera angle can be vertically adjusted using a lever on the back of the station. The video can be streamed using ONVIF® Profile S or RTSP. Audio and video can be captured on a microSD™ card. The stations have a 600Ω output that can be used for paging or communication. There are two contact outputs that can be programmed to trigger during door release, when the 600Ω output is used, or based on the status of the station. Sound files can be uploaded for custom messages to be played during certain functions (door release, call placed, communication start, error message, etc.). The stations have audible and visual indications for calling, communication, and door release.

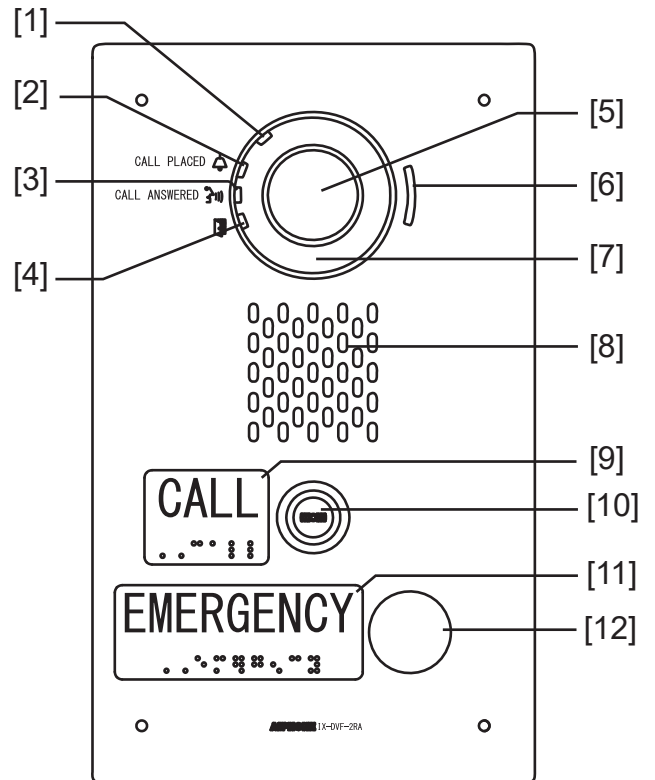
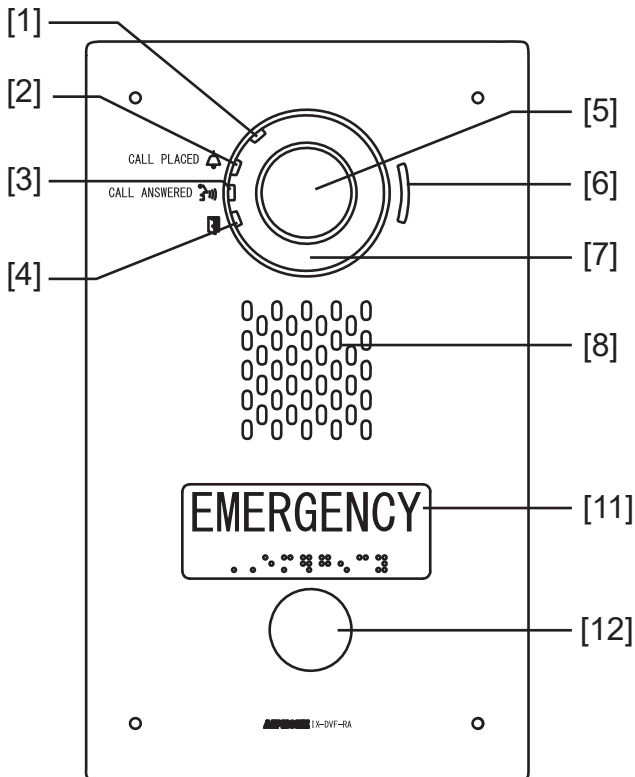
FEATURES

- SIP compliant
- Two call buttons (IX-DVF-2RA), 1 call button (IX-DVF-RA)
- ADA compliant raised lettering and Braille signage
- 1.23 megapixel fixed color video camera
- ONVIF® Profile S compliant
- Camera vertical adjustment +15°, 0°, or -8° (manual)
- Slot for microSD™ card
- Weather and vandal resistant (IP65)
- Two contact outputs, Six trigger inputs
- Stainless steel
- 802.3af PoE compliant
- RJ45 in/out with PoE pass through (802.3at Type 2 PoE+)

IX-DVF-RA/2RA

IP Emergency Video Stations for the IX Series

FEATURE CALL-OUT



FEATURE CALL-OUT DEFINITIONS

- [1] Status indicator (orange/blue)
- [2] Call indicator (green)
- [3] Communication indicator (orange)
- [4] Door release indicator (green)
- [5] Camera
- [6] Microphone
- [7] LED for night illumination
- [8] Speaker
- [9] Call placard
- [10] Call button
- [11] Emergency placard
- [12] Emergency call button

SPECIFICATIONS

- Power Source:** PoE (IEEE 802.3af class 0) or 24V DC (PS-2420UL)
- Power Draw:** 5.28W
- Camera:** 1/3" CMOS 1.23 megapixel
- Min. illumination:** 5 lux
- Audio Codec:** G.711 (μ -law, A law), G.722
- Protocols:** IPv4, IPv6, TCP, UDP, SIP, HTTP, HTTPS, RTSP, RTP, RTCP, IGMP, MLD, SMTP, SFTP, DHCP, NTP, DNS
- Port Security:** IEEE 802.1X
- UL Listed:** UL 62368-1
cUL 62368-1
- Operating Temp:** -40° ~ 140°F (-40° ~ 60°C)
- Protection:** IP65
- Impact Protection:** IK08
- Dimensions:** 11-11/16" H x 7" W